



NGS Panels

Benefit from our medical expertise
and streamlined genetic testing

NGS Panels


















BENEFIT FROM OUR MEDICAL EXPERTISE AND STREAMLINED GENETIC TESTING

CENTOGENE is fully committed to bringing the best possible diagnostic solutions to our patients and their families. We always strive to incorporate the latest in-house findings and medical research in our products to improve and ease the diagnostic odyssey of rare disease patients. To reflect the fast-growing knowledge of complex associations of genes with diseases as well as to maximize clinical sensitivity, we have updated and significantly redesigned our Next Generation Sequencing (NGS) gene panels.

The gene composition of each panel has been revised to meet the latest gene discoveries as well as to provide the highest clinical validity. Additionally, we have minimized complexity and removed redundancy in the panel portfolio by creating phenotype-directed diagnostic panels, which are the most comprehensive and include all relevant genes necessary for differential diagnosis of syndromes with overlapping phenotype, therefore allowing the diagnosis of diseases that otherwise would be missed. This principle increases the clinical utility, de-risks panel choice, increases cost-effectiveness, and ultimately simplifies the diagnostic process.

When choosing one of our NGS panels, feel confident that you will receive high-quality sequencing combined with best data analysis and interpretation, which are documented in comprehensive medical reports. As always, CENTOGENE and our Customer Support Team is readily available to help in each step of your diagnostics.

Content

		CARDIOVASCULAR	9
		DERMATOLOGY	10
		DYSMORPHOLOGY	11
		EAR, NOSE, & THROAT	14
		ENDOCRINOLOGY	15
		HEMATOLOGY	17
		IMMUNOLOGY	18
		METABOLIC DISORDERS	20
		NEPHROLOGY	24
		NEUROLOGY	27
		ONCOLOGY	37
		OPHTHALMOLOGY	41
		OSTEOLOGY	42
		PNEUMOLOGY	43
		REPRODUCTIVE GENETICS	44

Panel Specifications

COVERAGE ≥99.5 % targeted regions covered at ≥20x. For each gene, all single nucleotide variants described in HGMD® and CENTOGENE's Bio/Databank are covered, including relevant deep intronic and regulatory variants.

SPECIFICITY ≥99.9 %

GENES For a complete overview of included genes, please visit:
www.centogene.com/ngspanels-medical-reporting

DELETION/DUPLICATION NGS-based copy number variations (CNV) are detected with a sensitivity of above 95 % for all homozygous deletions and heterozygous deletions/duplications spanning at least three consecutive exons. Heterozygous CNVs spanning less than three exons cannot reliably be detected, are therefore excluded from routine analysis, and will only be inspected and reported upon medical or technical indication.

REPORTING Pathogenic and likely pathogenic variants are reported following ACMG classification guidelines. Variants of uncertain significance (VUS) are not reported in any of the following cases: the described phenotype(s) is explained by detected pathogenic or likely pathogenic variant(s); the detected VUS are not related to the described phenotype(s) of the patient or family members; in the lack of sufficient clinical information; and in our oncogenetic panels.

REQUESTED MATERIAL 1 CentoCard® *

TAT 25 days

* Except for: BRCA1/BRCA2 panel and solid tumor panel, where the requested material is FFPE tissue (block or sections) or fresh tumor tissue.
For more details of accepted materials please check: www.centogene.com/diagnostics/how-to-order

Disclaimer:

Due to continuous developments in our product portfolio the gene numbers in our panels are subject to change without prior notice.
For the most updated gene list please visit www.centogene.com/diagnostics/ngs-panels



CENTOGENE PANEL

Centocardio®

Genes: 219

Centocardio® includes the most relevant genes for arrhythmias, congenital heart disease, and cardiomyopathies. Syndromes included: Long and short QT, Brugada syndrome, catecholaminergic polymorphic ventricular tachycardia, cardiomyopathies dilated and hypertrophic, and congenital heart defects. In addition, this panel includes vascular abnormalities, such as dolichoectasia and hereditary hemorrhagic telangiectasia. Panel does not include analysis of *PKD1*.

25 days TAT; ≥99.5 % ≥20x coverage
CNV analysis included

SUBPANELS INCLUDED

- Arrhythmia, hereditary panel
 - Arrhythmogenic right ventricular cardiomyopathy panel
 - Brugada syndrome panel
 - Cardiomyopathy dilated panel
 - Cardiomyopathy hypertrophic panel
 - Catecholaminergic polymorphic ventricular tachycardia panel
 - Congenital heart defects panel
 - Dolichoectasia panel
 - Hereditary hemorrhagic telangiectasia panel
 - Heterotaxy panel
 - Hypomagnesemia panel
 - Long QT syndrome panel
 - Short QT syndrome panel
-



DERMATOLOGY

CENTOGENE PANEL

CentoSkin

Genes: 72

CentoSkin is our solution for patients displaying skin disorders. Our panel includes genes for hypotrichosis, epidermolysis bullosa, and congenital ichthyosis, between others. For melanoma, please check our Oncology section.

25 days TAT; $\geq 99.5\%$ $\geq 20x$ coverage
CNV analysis included

SUBPANELS INCLUDED

- Congenital ichthyosis panel
- Cutis laxa panel
- Epidermolysis bullosa panel
- Ichthyosis extended panel
- Non-syndromic hypotrichosis panel



CENTOGENE PANEL

CentoDysmorph

Genes: 556

CentoDysmorph is designed to help physicians diagnose patients that suffer from a dysmorphic syndrome. The panel includes craniosynostosis, craniofacial disorders, cleft/lip palate, holoprosencephaly, Waardenburg syndrome, Hirschsprung disease, lissencephaly, and brain malformation disorders, among others.

25 days TAT; $\geq 99.5\%$ $\geq 20x$ coverage
CNV analysis included

SUBPANELS INCLUDED

- Bardet-Biedl panel
- Cerebral cavernous malformations panel
- Cleft lip/palate panel
- Coffin-Siris syndrome panel
- Cornelia de Lange syndrome panel
- Craniosynostosis and craniofacial disorders panel
- Hirschsprung disease panel
- Holoprosencephaly panel
- Klippel-feil syndrome panel
- Lissencephaly and brain malformation panel
- Meckel syndrome panel
- Metaphyseal dysplasia panel
- Micro syndrome panel
- Microphthalmia/anophthalmia/coloboma spectrum panel
- Multiple epiphyseal dysplasia panel
- Neurofibromatosis panel
- Seckel syndrome panel
- Skeletal dysplasia ciliopathy panel
- Skeletal dysplasia extended panel
- Stickler syndrome panel
- Tuberous sclerosis panel
- Waardenburg syndrome panel



DYSMORPHOLOGY

CENTOGENE PANEL

Ciliopathies panel

Genes: 194

Our ciliopathies panel includes a group of disorders causing cilia dysfunction, including Joubert Syndrome, Bardet-Biedl, COACH syndrome, primary ciliary dyskinesia, Meckel syndrome, skeletal dysplasia, situs inversus, and heterotaxy, among others. If polycystic kidney disease is suspected, CentoNephro Plus is recommended, which includes PKD1 analysis.

25 days TAT; $\geq 99.5\%$ $\geq 20x$ coverage
CNV analysis included

Connective tissue and related disorders panel

Genes: 194

Our connective tissue and related disorders panel provides a profound one-step evaluation of several genes to detect different disorders with similar phenotypes, such as Marfan Syndrome, Loeys-Dietz, cutis laxa, Ehlers-Danlos, Stickler syndrome, and familial thoracic aortic aneurysm and dissection.

25 days TAT; $\geq 99.5\%$ $\geq 20x$ coverage
CNV analysis included

SUBPANELS INCLUDED

- Bardet-Biedl panel
 - Ciliary (primary) dyskinesia panel
 - Heterotaxy panel
 - Joubert syndrome panel
 - Skeletal dysplasia ciliopathy panel
-
- Cutis laxa panel
 - Marfan, Ehlers-Danlos, Thoracic aortic aneurysm and related syndromes panel
 - Familial thoracic aortic aneurysm panel
 - Marfan, Loeys-Dietz syndrome and related disorders panel
 - Stickler syndrome panel
-



CENTOGENE PANEL

Noonan - RASopathies panel

Genes: 22

The RASopathies are a group of genetic syndromes caused by germline mutations in genes that encode components or regulators of the RAS/mitogen-activated protein kinase (MAPK) pathway. Our Noonan - RASopathies panel is intended for patients with clinical symptoms of RASopathies and includes genes related to neurofibromatosis type 1, Noonan syndrome, Noonan syndrome with multiple lentigines, capillary malformation–arteriovenous malformation syndrome, Costello syndrome, Cardio-Facio-Cutaneous syndrome, and Legius syndrome, among others. Tuberous sclerosis and McCune Albright syndrome are included for differential diagnosis.

25 days TAT; ≥99.5 % ≥20x coverage
CNV analysis included

SUBPANELS INCLUDED

- Neurofibromatosis panel
- Noonan - CFC syndrome panel
- Tuberous sclerosis panel



EAR, NOSE, & THROAT

CENTOGENE PANEL

CentoHear

Genes: 196

Hearing loss is a common condition in children, affecting 1 in 100 live births. In more than 50 % of the cases, there is a genetic cause for this disorder, from which 70% cause non-syndromic hearing loss. CentoHear includes genes associated with syndromic and non-syndromic hearing loss. Both autosomal recessive and dominant cases are included in the panel. In addition, CentoHear includes syndromes, such as Alport, Pendred, Waardenburg, Usher, and branchio-oto-renal among others.

25 days TAT; $\geq 99.5\%$ $\geq 20x$ coverage
CNV analysis included

SUBPANELS INCLUDED

- Deafness/Hearing loss panel, comprehensive



CENTOGENE PANEL

Diabetes and obesity panel

Genes: 196

Our diabetes and obesity panel is recommended for patients with abnormalities in glucose metabolism, such as hyperinsulinemic hypoglycemia, diabetes neonatal, MODY, diabetes in adults, and familial hypercholesterolemia as well as for patients displaying insulin resistance, from mild to the severe spectrum (Donohue syndrome), and for patients with familial hyperinsulinism. Disorders caused by imprinting errors or uniparental disomy such as 6q24-related transient neonatal diabetes mellitus and Beckwith Wiedemann syndrome are not detected with this panel.

25 days TAT; $\geq 99.5\%$ $\geq 20x$ coverage

MLPA: 15q11

CNV analysis included

Pancreatitis panel

Genes: 22

Our pancreatitis panel includes genes associated with chronic pancreatitis and for differential diagnosis, it includes genes associated with pancreatic cancer.

25 days TAT; $\geq 99.5\%$ $\geq 20x$ coverage

CNV analysis included

SUBPANELS INCLUDED

- Bradet-Biedl panel
 - Congenital glycosylation disease panel
 - Diabetes neonatal panel
 - Familial hypercholesterolemia panel
 - Hyperinsulinemic hypoglycemia panel
 - MODY panel
 - Obesity panel
-
- Pancreatitis panel



ENDOCRINOLOGY

CENTOGENE PANEL

Congenital adrenal hyperplasia panel

Genes: 8

Our congenital adrenal hyperplasia (CAH) panel is designed for patients suspected of having CAH. CAH is a group of inherited disorders characterized by improper functioning of the adrenal glands, leading to abnormal production of steroid hormones, such as a cortisol or aldosterone. Our panel includes the analysis of the *CYP21A2* gene, which codes for the enzyme 21-hydroxylase. More than 90 % of CAH cases are caused by a deficiency of this enzyme.

25 days TAT; ≥ 99.5 % $\geq 20x$ coverage
CNV and *CYP21A2* analysis included

SUBPANELS INCLUDED

- Congenital adrenal hyperplasia panel



CENTOGENE PANEL

Blood coagulation panel

Genes: 71

Our blood coagulation panel contains genes for the molecular diagnosis of thrombophilia, thrombocytopenia, hereditary hemorrhagic telangiectasia, ARC syndrome, Hermansky-Pudlak syndrome, coagulation factor disorders, hemophilia, and platelet related disorders. This panel does not detect intronic inversions for F8.

25 days TAT; $\geq 99.5\%$ $\geq 20\times$ coverage
CNV analysis included

Bone marrow failure / anemia panel

Genes: 162

Our bone marrow failure / anemia panel is intended for patients with abnormalities in more than 2 blood cell types (red blood cell, white blood cell, and platelets) who present symptoms of lethargy, recurrent infections, excessive bleeding, abnormal pigmentation, enlarged spleen, and malignancies. Some specific disorders detected with this panel are hemophagocytic lymphohistiocytosis, Seckel syndrome, thrombocytopenia, Fanconi anemia, dyskeratosis congenita, Shwachman Diamond syndrome as well as other types of anemias, such as thalassemia alpha and beta, sickle cell disease, spherocytosis, megaloblastic anemia, congenital sideroblastic, and dyserythropoietic anemia.

25 days TAT; $\geq 99.5\%$ $\geq 20\times$ coverage
CNV analysis included

SUBPANELS INCLUDED

- Afibrinogenemia panel
 - Coagulation factor disorders panel
 - Hemophilia panel
 - Platelet related disorders panel
 - Thrombocytopenia panel
 - Thrombophilia panel
-
- Bone marrow failure panel
 - Congenital dyserythropoietic anemia panel
 - Congenital sideroblastic anemia panel
 - Diamond-Blackfan anemia panel
 - Fanconi anemia panel
 - Hemophagocytic Lymphohistiocytosis panel
 - Megaloblastic anemia panel
 - Seckel syndrome panel
 - Spherocytosis panel
 - Thrombocytopenia panel
-



CENTOGENE PANEL

Bone marrow failure / anemia panel

Genes: 162

Our bone marrow failure / anemia panel is intended for patients with abnormalities in more than 2 blood cell types (red blood cell, white blood cell, and platelets) who present symptoms of lethargy, recurrent infections, excessive bleeding, abnormal pigmentation, enlarged spleen, and malignancies. Some specific disorders detected with this panel are hemophagocytic lymphohistiocytosis, Seckel syndrome, thrombocytopenia, Fanconi anemia, dyskeratosis congenita, Shwachman Diamond syndrome as well as other types of anemias, such as thalassemia alpha and beta, sickle cell disease, spherocytosis, megaloblastic anemia, congenital sideroblastic, and dyserythropoietic anemia.

25 days TAT; $\geq 99.5\%$ $\geq 20x$ coverage
CNV analysis included

SUBPANELS INCLUDED

- Bone marrow failure panel
- Congenital dyserythropoietic anemia panel
- Congenital sideroblastic anemia panel
- Diamond-Blackfan anemia panel
- Fanconi anemia panel
- Hemophagocytic Lymphohistiocytosis panel
- Megaloblastic anemia panel
- Seckel syndrome panel
- Spherocytosis panel
- Thrombocytopenia panel



CENTOGENE PANEL

CentImmuno

Genes: 208

CentImmuno is our solution for immunodeficiency and severe combined immunodeficiency (SCID) disorders. Our panel includes genes targeting severe combined immunodeficiency, congenital neutropenia, primary antibody deficiency, common variable immune deficiency, chronic granulomatous disease, autoimmune lymphoproliferative, afibrinogenemia, and agammaglobulinemia.

25 days TAT; $\geq 99.5\%$ $\geq 20x$ coverage
CNV analysis included

SUBPANELS INCLUDED

- Agammaglobulinemia panel
- Autoimmune lymphoproliferative syndrome panel
- B-negative SCID panel
- B-positive SCID panel
- Chronic granulomatous disease panel
- Ciliary (primary) dyskinesia panel
- Comprehensive SCID panel
- Congenital neutropenia panel
- Hermasky-Pudlak syndrome panel
- Periodic fever syndrome panel
- Primary antibody deficiency panel
- Primary Immunodeficiency (PID) panel
- Susceptibility to atypical mycobacterium disease panel



METABOLIC DISORDERS

CENTOGENE PANEL

CentolCU®

Genes: 843

CentolCU® a comprehensive NGS panel that includes genes explicitly selected for the genetic testing of critically ill newborns and children under 24 months in intensive care units (ICU). It is designed to address multiple genetic conditions that may be present in the newborn or early childhood period, with many having overlapping phenotypes and immediate implications for treatment initiation. It allows clinicians to utilize just one single test to provide an accurate diagnosis of newborn-related diseases using dried blood spots.

15 days TAT; $\geq 99.5\%$ $\geq 20x$ coverage

FAST option: 10 days TAT.

SUBPANELS INCLUDED

- CentolCU®



CENTOGENE PANEL

CentolEM

Genes: 590

Inborn Errors of Metabolism largely impact human diseases. CentolEM includes a large array of different disorders and contains genes responsible for diverse phenotypes, including intermediary metabolism, such as aminoacidopathies, organic acidurias, urea cycle disorders, sugar intolerance, metal disorders, and porphyrias, among others. Cytoplasmic and mitochondrial energetic processes and metabolism affecting cellular organelles, such as lysosomal, peroxisomal, glycosylation, and cholesterol synthesis are included.

25 days TAT; $\geq 99.5\%$ $\geq 20x$ coverage
CNV analysis included

SUBPANELS INCLUDED

- Aicardi-Goutieres syndrome panel
- Autoimmune lymphoproliferative syndrome panel
- Brain iron accumulation syndromes panel
- Ceroid lipofuscinosis panel
- Congenital glycosylation disease panel
- Familial hypercholesterolemia panel
- Fatty acid oxidation disorder panel
- Glycogen storage disease panel (advance)
- Glycogen storage disease panel (basic)
- Hemochromatosis panel
- Hemophagocytic Lymphohistiocytosis panel
- Leigh syndrome and mitochondrial encephalopathy panel
- Leukodystrophy and peroxisome biogenesis disorders panel
- Lipodystrophy panel
- Lysosomal storage disease panel
- Maple syrup urine disease panel
- Methylmalonic acidemia panel (advanced)
- Methylmalonic acidemia panel (basic)
- Mucopolysaccharidosis panel
- Non ketotic hyperglycinemia panel
- Refsum disease panel
- Porphyria panel
- Spherocytosis panel
- Urea cycle disorder panel



METABOLIC DISORDERS

CENTOGENE PANEL

CentoMetabolic®

Genes: 206

CentoMetabolic® was developed specifically for patients suspected of having a metabolic disorder or presenting complex, overlapping symptoms, a metabolic crisis, or neurological conditions of unknown etiology. It provides short turnaround times, targeting critically ill patients in NICU/PICU, and includes enzyme-activity testing where applicable as well as a proprietary selection of biomarkers that is continually updated.

15 days TAT; $\geq 99.5\%$ $\geq 20x$ coverage

CNV analysis included

Complementary biochemical testing by proprietary biomarkers and enzyme-activity assays if applicable

SUBPANELS INCLUDED

- CentoMetabolic®
-

CentoMito® comprehensive

Genes: 404

CentoMito® comprehensive covers the entire mitochondrial genome ($\geq 97\% \geq 200x$ coverage) with detection of heteroplasmy down to 5% along with nuclear genes related to mitochondrial diseases ($\geq 99.5\% \geq 20x$ coverage). Mitochondrial diseases are genetic conditions that occur when mitochondria fails to produce enough energy for the cell. Genetic mutations related to mitochondria cause symptoms mainly in the organs, where energetic consumption is high. These organs include the eye, kidney, pancreas, blood, inner ear, colon, skeletal muscle, heart, and brain.

25 days TAT;

$\geq 99.5\% \geq 20x$ coverage (nuclear mitochondrial genes);

$\geq 97\% \geq 200x$ (CentoMito® Genome)

CNV analysis included

- CentoMito® comprehensive
 - Leigh syndrome and mitochondrial encephalopathy panel
 - Neonatal mitochondrial hepatopathies panel
-



CENTOGENE PANEL

CentoMito® Genome

Genes: 37

CentoMito® Genome includes mitochondrial genes. Nuclear mitochondrial genes are not included.

25 days TAT; $\geq 97\%$ $\geq 200\times$ coverage
 $\geq 5\%$ mitochondrial heteroplasmy can be confidently detected
 CNV analysis included

SUBPANELS INCLUDED

- CentoMito® Genome
- Leber optic atrophy panel

Diabetes and obesity panel

Genes: 196

Our diabetes and obesity panel is recommended for patients with abnormalities in glucose metabolism, such as hyperinsulinemic hypoglycemia, diabetes neonatal, MODY, diabetes in adults, and familial hypercholesterolemia as well as for patients displaying insulin resistance, from mild to the severe spectrum (Donohue syndrome), and for patients with familial hyperinsulinism.

Disorders caused by imprinting errors or uniparental disomy such as 6q24-related transient neonatal diabetes mellitus and Beckwith Wiedemann syndrome are not detected with this panel.

25 days TAT; $\geq 99.5\%$ $\geq 20\times$ coverage
 MLPA: 15q11
 CNV analysis included

- Bardet-Biedl panel
- Congenital glycosylation disease panel
- Diabetes neonatal panel
- Familial hypercholesterolemia panel
- Hyperinsulinemic hypoglycemia panel
- MODY panel
- Obesity panel



NEPHROLOGY

CENTOGENE PANEL

Atypical hemolytic uremic syndrome panel

Genes: 20

Our atypical hemolytic uremic syndrome panel contains genes for the molecular diagnosis of this syndrome.

25 days TAT; $\geq 99.5\%$ $\geq 20x$ coverage

MLPA: *CFH*, *CFHR1*, *CFHR2*, *CFHR3*, *CFHR5*

CNV analysis included

SUBPANELS INCLUDED

- Atypical Hemolytic Uremic syndrome



CENTOGENE PANEL

CentoNephro

Genes: 375

Approximately 10 % of the population worldwide is affected by chronic kidney diseases. Advances in genetic techniques are providing insights into kidney disease diagnosis, pathogenesis, and therapy. CentoNephro offers a comprehensive tool to screen for the most prominent hereditary kidney disorders, including polycystic kidney disease, Alport syndrome, renal tubular acidosis panel, focal glomerulonephrosis panel, and primary hyperoxaluria, among others. PKD1 analysis is not included in this panel.

25 days TAT; $\geq 99.5\%$ $\geq 20x$ coverage
CNV analysis included

CentoNephro Plus

Genes: 376

If polycystic kidney disease is suspected CentoNephro Plus is recommended, which includes all genes from CentoNephro plus *PKD1* analysis.

25 days TAT; $\geq 99.5\%$ $\geq 20x$ coverage
CNV and *PKD1* analysis included

SUBPANELS INCLUDED

- Alport syndrome panel
- Bardet-Biedl panel
- Bartter syndrome panel
- Ciliary (primary) dyskinesia panel
- Combined Pituitary hormone deficiency panel
- Focal glomerulonephrosis panel
- Heterotaxy panel
- Intrahepatic cholestasis panel
- Joubert syndrome panel
- Kallmann syndrome and Hypogonadotropic hypogonadism panel
- Leber congenital amaurosis panel
- Meckel syndrome panel
- Nephronophthisis panel
- Neonatal mitochondrial hepatopathies panel
- Polycystic kidney disease
- Pseudohypoaldosteronism panel
- Renal tubular acidosis panel
- Skeletal dysplasia ciliopathy panel



NEPHROLOGY

CENTOGENE PANEL

Ciliopathies panel

Genes: 194

Our ciliopathies panel includes a group of disorders causing cilia dysfunction, including Joubert Syndrome, Bardet-Biedl, COACH syndrome, primary ciliary dyskinesia, Meckel syndrome, skeletal dysplasia, situs inversus, and heterotaxy, among others. If polycystic kidney disease is suspected, CentoNephro Plus is recommended, which includes *PKD1* analysis.

25 days TAT; $\geq 99.5\%$ $\geq 20x$ coverage
CNV analysis included

SUBPANELS INCLUDED

- Bardet-Biedl panel
- Ciliary (primary) dyskinesia panel
- Heterotaxy panel
- Joubert syndrome panel
- Skeletal dysplasia ciliopathy panel



CENTOGENE PANEL

Ataxia panel

Our ataxia panel includes genes relevant to hereditary neurological disorders characterized by ataxia, including spinocerebellar ataxia (dominant and recessive), cerebellar ataxia, episodic ataxia, and pontocerebellar ataxia. These disorders normally share overlapping symptoms and can only be clearly differentiated by molecular genetic testing. Our ataxia panel is the best option for a patient displaying gait imbalance and uncoordinated walking (ataxia). The most common forms of inherited ataxia are caused by repeat expansion.

Ataxia panel

Genes: 186

Includes NGS with CNV analysis
25 days TAT; $\geq 99.5\%$ $\geq 20x$ coverage

Ataxia comprehensive panel

Genes: 196

Includes NGS with CNV and repeat expansion analysis
25 days TAT; $\geq 99.5\%$ $\geq 20x$ coverage

Ataxia repeat expansion panel

Genes: 13

Includes repeat expansion analysis
25 days TAT; 100 % coverage

Repeat expansion analysis: *ATN1*, *ATXN1*, *ATXN10*, *ATXN2*, *ATXN3*, *ATXN7*, *ATXN80S*, *BEAN1*, *CACNA1A*, *FXN*, *NOP56*, *PP2R2B*, *TBP*

SUBPANELS INCLUDED

- Ataxia comprehensive panel
- Cerebellar ataxia panel
- Episodic ataxia panel
- Pontocerebellar hypoplasia panel
- SCA comprehensive panel
- SCA repeat expansion panel
- SCA sequencing panel



NEUROLOGY

CENTOGENE PANEL

Amyotrophic lateral sclerosis (ALS) panel

Genes: 36

Our amyotrophic lateral sclerosis (ALS) panel is designed to detect ALS, which is a progressive neurodegenerative disorder characterized by the degeneration of the upper and lower motor neurons. Most cases appear to be sporadic, but 5-10 % of cases have a family history of the disease (FALS).

25 days TAT; $\geq 97\%$ $\geq 200x$ coverage
CNV analysis included
Repeat Expansion: *C9ORF72*, *PRNP*

CentolCU®

Genes: 843

CentolCU® a comprehensive NGS panel that includes genes explicitly selected for the genetic testing of critically ill newborns and children under 24 months in intensive care units (ICU). It is designed to address multiple genetic conditions that may be present in the newborn or early childhood period, with many having overlapping phenotypes and immediate implications for treatment initiation. It allows clinicians to utilize just one single test to provide an accurate diagnosis of newborn-related diseases using dried blood spots.

15 days TAT; $\geq 99.5\%$ $\geq 20x$ coverage
FAST option: 10 days TAT

SUBPANELS INCLUDED

- Amyotrophic lateral sclerosis (ALS) panel
 - Amyotrophic lateral sclerosis (ALS) and Frontotemporal dementia panel
-

- CentolCU®
-



CENTOGENE PANEL

CentoMito® comprehensive

Genes: 404

CentoMito® comprehensive covers the entire mitochondrial genome ($\geq 97\% \geq 200x$ coverage) with detection of heteroplasmy down to 5% along with nuclear genes related to mitochondrial diseases ($\geq 99.5\% \geq 20x$ coverage). Mitochondrial diseases are genetic conditions that occur when mitochondria fails to produce enough energy for the cell. Genetic mutations related to mitochondria cause symptoms mainly in the organs, where energetic consumption is high. These organs include the eye, kidney, pancreas, blood, inner ear, colon, skeletal muscle, heart, and brain.

25 days TAT;
 $\geq 99.5\% \geq 20x$ coverage (nuclear mitochondrial genes);
 $\geq 97\% \geq 200x$ (CentoMito® Genome)
 CNV analysis included

CentoMito® Genome

Genes: 37

CentoMito® Genome includes mitochondrial genes. Nuclear mitochondrial genes are not included.

25 days TAT; $\geq 97\% \geq 200x$ coverage
 $\geq 5\%$ mitochondrial heteroplasmy can be confidently detected
 CNV analysis included

SUBPANELS INCLUDED

- CentoMito® comprehensive
- Leigh syndrome and mitochondrial encephalopathy panel
- Neonatal mitochondrial hepatopathies panel

- CentoMito® Genome
- Leber optic atrophy panel



CENTOGENE PANEL

CentoNeuro™

Genes: 1493

CentoNeuro™ is our largest panel, designed to detect a great array of neurological disorders from neonatal ICU cases to dementia or movement disorders in adults. This panel includes genes related to neurological diseases, such as amyotrophic lateral sclerosis, dementia, Parkinson's, neuromuscular diseases, Charcot-Marie-Tooth, dystonia, epilepsy, autism, intellectual disability, migraine, spastic paraplegia, ataxia, Leigh syndrome, peroxisomal diseases, epileptic encephalopathies, and movement disorders, among others. If there is high diagnostic suspicion for Duchenne muscular dystrophy, we recommend that the clinician orders deletion/duplication analysis by MLPA targeted to the *DMD* gene as an additional service.

25 days TAT; $\geq 99.5\%$ $\geq 20\times$ coverage
CNV analysis included

SUBPANELS INCLUDED

- AllNeuro panel
- Amyotrophic lateral sclerosis (ALS) and Frontotemporal dementia panel
- Ataxia panel
- Arthrogryposis panel
- Dementia panel
- Dolichoectasia panel
- Dystonia panel
- Epilepsy panel
- Familial hemiplegic migraine panel
- Intellectual disability panel
- Joubert syndrome panel
- Kallman syndrome and Hypogonadotropic hypogonadism panel
- Leigh syndrome and mitochondrial encephalopathy panel
- Leukodystrophy and peroxisome biogenesis disorders panel
- Meckel syndrome panel
- Neonatal mitochondrial hepatopathies panel
- Neuromuscular panel
- Parkinson's disease panel
- Refsum disease panel
- Spastic paraplegia panel
- Tuberous sclerosis panel
- Zellweger syndrome panel



CENTOGENE PANEL

Ciliopathies panel

Genes: 194

Our ciliopathies panel includes a group of disorders causing cilia dysfunction, including Joubert Syndrome, Bardet-Biedl, COACH syndrome, primary ciliary dyskinesia, Meckel syndrome, skeletal dysplasia, situs inversus, and heterotaxy, among others. If polycystic kidney disease is suspected, CentoNephro Plus is recommended, which includes PKD1 analysis.

25 days TAT; $\geq 99.5\%$ $\geq 20x$ coverage
CNV analysis included

Dementia panel

Genes: 57

Our dementia panel includes genes causing Alzheimer's, dementia, and frontotemporal demetia, as well as genes used for differential diagnosis with overlap at any point of the natural history of the disease. Genes inside this panel have been carefully selected to increase the diagnostic yield. Actionable diseases overlapping with the phenotype are included such as Wilson disease, Niemann-Pick, and hexosaminidase A deficiency. This panel does not detect Huntington disease.

25 days TAT; $\geq 99.5\%$ $\geq 20x$ coverage
Repeat expansion analysis: ATXN2, C9ORF72, PRNP
CNV analysis included

SUBPANELS INCLUDED

- Bardet-Biedl panel
- Ciliary (primary) dyskinesia panel
- Heterotaxy panel
- Joubert syndrome panel
- Skeletal dysplasia ciliopathy panel

- Alzheimer dementia and dementia panel
- Dementia panel
- Frontotemporal dementia panel



NEUROLOGY

CENTOGENE PANEL

Dystonia panel

Genes: 88

Our dystonia panel includes a selection of genes that help to differentiate between different types of dystonia, including isolated, dystonia plus parkinsonism, dystonia plus myoclonus, dystonia plus another dyskinesia, and complex dystonias. Additionally, our panel includes genes associated with primary familial brain calcification, disorders of heavy metal metabolism, neurodegeneration with brain iron accumulation, some lipid storage disorders, arylsulfatase A deficiency, leukodystrophies, and specific metabolic diseases necessary for differential diagnosis. Our dystonia panel provides the knowledge to help solve the genetic cause of dyskinesia. This panel does not detect Huntington disease or diseases with repeat expansion as the mechanism of disease.

25 days TAT; $\geq 99.5\%$ $\geq 20x$ coverage
CNV analysis included

SUBPANELS INCLUDED

- Comprehensive dystonia panel
- Dopa-responsive dystonia panel
- Myoclonic dystonia panel



CENTOGENE PANEL

Epilepsy panel

Genes: 547

While some types of seizures are easily categorized (i.e., partial or generalized), others are not or might later develop into different types (i.e., partial seizures with secondary generalization), making targeted panel testing less likely to succeed at reaching a diagnosis. Our epilepsy panel is a phenotype-directed panel that covers different types of seizure syndromes, covering Dravet syndrome, early infantile epileptic encephalopathy, epilepsy partial, epilepsy generalized, epilepsy absence, myoclonic epilepsy panel, and hypomagnesemia. This panel does not include mitochondrial genes (i.e., genes causing myoclonic epilepsy with ragged red fibers -MERRF-). If the clinical suspicion is oriented towards metabolic or mitochondrial disorders, please order CentoMito® comprehensive.

25 days TAT; ≥99.5 % ≥20x coverage
Repeat expansion analysis: CSTB
CNV analysis included

SUBPANELS INCLUDED

- Aicardi-Goutieres syndrome panel
- Brain iron accumulation syndromes panel
- Comprehensive epilepsy panel
- Congenital glycosylation disease panel
- Dravet syndrome panel
- Early infantile epileptic encephalopathy panel
- Epilepsy (absence) in childhood panel
- Epilepsy (generalized) with febrile seizures panel
- Epilepsy (partial) hereditary panel
- Epileptic encephalopathy panel
- Hypomagnesemia panel
- Leigh syndrome and mitochondrial encephalopathy panel
- Leukodystrophy and peroxisome biogenesis disorders panel
- Lysosomal storage disease panel
- Mitochondrial DNA depletion panel
- Myoclonic epilepsy panel
- Urea cycle disorder panel



NEUROLOGY

CENTOGENE PANEL

Intellectual disability panel

Genes: 599

Our panel includes genes associated with intellectual disabilities covering all mechanisms of inheritance as well as syndromic and non-syndromic autism, microcephaly, neuronal migration disorders, developmental regression, and Aicardi Goutieres. Detection of Fragile X syndrome is possible as our panel includes repeat expansion of *FMR1*.

25 days TAT; $\geq 99.5\%$ $\geq 20x$ coverage

Repeat expansion analysis: *FMR1*

CNV analysis included

SUBPANELS INCLUDED

- Aicardi-Goutieres syndrome panel
- Bardet-Biedl panel
- Mental retardation AD, AR, XL panel
- Mental retardation, X-linked panel
- Micro syndrome panel
- Microcephaly panel
- Neuronal migration disorders panel
- Syndromic autism panel



CENTOGENE PANEL

Neuromuscular panel

Genes: 276

Our neuromuscular panel is ideal for patients with muscular diseases. It includes genes causing neurological diseases and covers disorders, such as metabolic myopathies, muscular dystrophies, Charcot-Marie-Tooth, congenital myasthenic syndrome, congenital myopathies, myofibrillar myopathies, nemaline myopathies, and other syndromes with hypotonia, myotonia or weakness. Arthrogryposis is included for differential diagnosis of early-onset neuromuscular disorders. If there is high diagnostic suspicion for Duchenne muscular dystrophy, we recommend that the clinician orders deletion/duplication analysis by MLPA targeted to the DMD gene as an additional service.

25 days TAT; $\geq 99.5\%$ $\geq 20\times$ coverage
Repeat Expansion: *DMPK*
CNV analysis included

SUBPANELS INCLUDED

- Arthrogryposis
- Bethlem myopathy panel
- CMT neuropathy panel
- Congenital myasthenic syndrome panel
- Congenital myopathy panel
- Dejerine-Sottas syndrome panel
- Hyperekplexia panel
- Malignant hyperthermia panel
- Metabolic myopathies panel
- Muscular dystrophy panel
- Muscular dystrophy-dystroglycanopathy type A panel
- Myofibrillar myopathy panel
- Myopathy-rhabdomyolysis syndrome panel
- Nemaline myopathy panel
- Non-dystrophic myotonia congenita panel
- SMN negative spinal muscular atrophy panel
- Ullrich muscular dystrophy panel



NEUROLOGY

CENTOGENE PANEL

Parkinson disease panel

Genes: 37

Our Parkinson disease (PD) panel identifies all relevant pathophysiologically genetic variants for the development and treatment of PD. Characteristic features of PD include neuronal loss in specific areas of the substantia nigra and widespread intracellular protein α -synuclein accumulation. The disease is characterized by three core motor symptoms: tremor, muscle rigidity, and bradykinesia.

25 days TAT; $\geq 99.5\%$ $\geq 20x$ coverage
CNV analysis included

Spastic paraplegia panel

Genes: 65

Our spastic paraplegia panel is recommended for patients displaying spastic gait impairment, spastic weakness, and hyperreflexia. Our panel screens for recessive, dominant, and x-linked forms of hereditary spastic paraplegia (HSP) which can not be distinguished by clinical and neuroimaging parameters alone. For patients that also show complex HSP and display other neurological signs including ataxia, intellectual disability, dementia, extrapyramidal signs, visual dysfunction, or epilepsy, we recommend CentoNeuro™.

25 days TAT; $\geq 99.5\%$ $\geq 20x$ coverage
CNV analysis included

SUBPANELS INCLUDED

- Parkinson's disease panel
- Spastic paraplegia panel complete
- Spastic paraplegia panel, autosomal dominant
- Spastic paraplegia panel, autosomal recessive



CENTOGENE PANEL

BRCA1, BRCA2 panel

Genes: 2

Breast cancer is the most common type of cancer in woman constituting around 25 % of all females cases. Mutations in *BRCA1* and *BRCA2* can increase the risk of developing cancer.

BRCA1, BRCA2 panel

Panel includes NGS

15 days TAT; ≥99,5 % ≥20x coverage; Type: Germline

BRCA1, BRCA2 panel Plus

Panel includes NGS and CNV analysis

15 days TAT; ≥99,5 % ≥20x coverage; Type: Germline

BRCA1, BRCA2 panel Combi

Panel includes NGS and MLPA

15 days TAT; ≥99,5 % ≥20x coverage; Type: Germline

BRCA1, BRCA2 somatic panel

Panel includes NGS

10 days TAT; variable coverage; Type: Somatic

SUBPANELS INCLUDED

- BRCA1, BRCA2 panel

CentoBreast[®]

Genes: 30

CentoBreast[®] detects mutations in the *BRCA1* and *BRCA2* genes, which are the most common hereditary causes for breast cancer. In addition, our panel includes other genes such as *ATM*, *BRIP1*, *CHEK2*, *PALB2*, *RAD51*, etc. which have also been associated with increased cancer risk. Breast cancer is one of the most common cancers in the world affecting ~12.5 % of women during their lifetime, with 5–10 % of these patients having a hereditary form.

15 days TAT; ≥99.5 % ≥20x coverage

Type: Germline; CNV analysis included

- Breast ovarian cancer panel
- CentoBreast[®] panel
- Ovarian cancer panel, targeted



ONCOLOGY

CENTOGENE PANEL

CentoCancer®

Genes: 70

Each gene in CentoCancer® has been carefully selected based on its risk potential in the development of one or more of the following cancers: breast, ovarian, colorectal, gastric, thyroid, endometrial, pancreatic, melanoma, renal, and prostate. This panel is appropriate for patients with positive personal history of early-onset cancer, rare cancer, bilateral cancer, or multiple primary cancers.

15 days TAT; ≥99.5 % ≥20x coverage

Type: Germline

CNV analysis included

CentoCancer® comprehensive

Genes: 110

CentoCancer® comprehensive is our most extensive cancer panel, covering a large number of cancer-associated genes. Each gene in this panel has been carefully selected based on its risk potential in the development of one or more of the following cancers: breast, ovarian, colorectal, gastric, thyroid, endometrial, pancreatic, melanoma, renal, prostate, among others.

15 days TAT; ≥99 % ≥20x coverage

Type: Germline

CNV analysis included

SUBPANELS INCLUDED

- CentoBreast® panel
 - CentoColon extended panel
 - Melanoma panel
 - Prostate cancer panel
 - Renal cancer panel, targeted
 - Skin cancer panel, targeted
 - Thyroid cancer panel, targeted
 - Uterine cancer panel, targeted
-
- CentoCancer® comprehensive panel
 - Multiple endocrine neoplasia / paraganglioma / pheochromocytoma panel



CENTOGENE PANEL

Centocolon

Genes: 33

Centocolon detects genes that are associated with colon, pancreatic, and gastric cancer.

15 days TAT; $\geq 99\%$ $\geq 20x$ coverage

Type: Germline

CNV analysis included

SUBPANELS INCLUDED

- Centocolon extended panel
 - Colon cancer non-polyposis panel
 - Colon cancer with polyps panel
 - Gastric cancer panel, targeted
 - Pancreatic cancer panel, targeted
-

Myeloid tumor panel

Genes: 33

Our myeloid tumor panel targets important regions within 35 genes that are frequently mutated in myeloid malignancies. Myeloid malignancies are clonal diseases of hematopoietic progenitor cells. Myeloid tumors represent the fourth most frequently diagnosed cancer in economically developed countries. The majority of myeloid tumors contain high numbers of somatic mutations, which are genetic changes that are not inherited but created within the tumor itself. Unlike inherited "germline" mutations, these somatic mutations are not transmitted to offspring. Somatic mutations significantly contribute to the pathogenesis, progression, and prognosis of myeloid malignancies. Diseases covered in this panel include: Acute myeloid leukemia (AML), chronic myeloid leukemia (CML), myelodysplastic syndrome (MDS), myeloproliferative neoplasms (MPN), chronic myelomonocytic leukemia (CMML), and juvenile myelomonocytic leukemia (JMML).

10 days TAT; $>97\%$ $>200x$ coverage

Type: Somatic

- Myeloid tumor panel



ONCOLOGY

CENTOGENE PANEL

Solid tumor panel

Genes: 149

Our solid tumor panel provides full sequencing of 106 selected cancer-associated genes as well as the hotspot analysis of relevant cancer regions in 43 genes. It detects over 5,000 validated oncogenic variants and includes the latest evidence-based variants associated with treatment decisions in solid tumors. The panel has more than 25 genes with approved targeted therapies or those that are being currently tested in clinical trials. Furthermore, somatic variants with an impact on prognosis of the individual tumor or on the efficacy of standard anti-tumor therapy are captured. It covers more than 100 different types of somatic cancers, including adrenal, colon, hepatic, prostate, renal, skin, testicular, thyroid, glioma, esophageal, endometrial, and breast cancer, among others. The panel provides a better understanding of tumor behavior as well as its likelihood to respond to a treatment, contributing to tailored medicine for the patient, thus frequently leading to a better outcome or reduced adverse effects.

10 days TAT; >97 % >200x coverage

Type: Somatic

SUBPANELS INCLUDED

- Solid tumor panel



CENTOGENE PANEL

CentoVision

Genes: 378

CentoVision is carefully designed to find the genetic basis of eye diseases, including those that are the leading causes of blindness among infants (Leber congenital amaurosis), children (early-onset retinitis pigmentosa), and adults (pattern dystrophy). Our panel includes the most common ophthalmology diseases, such as congenital glaucoma, retinitis pigmentosa, Stargardt disease, Stickler syndrome, achromatopsia, and Usher syndrome, among others. It also screens for different types of albinism (oculocutaneous and ocular) as well as Hermansky-Pudlak syndrome.

25 days TAT; $\geq 99.5\%$ $\geq 20x$ coverage
CNV analysis included

SUBPANELS INCLUDED

- Achromatopsia panel
- Albinism panel
- Bardet-Biedl panel
- Cataract panel
- Cone-rod and cone dystrophy panel
- Flecked retina panel
- Glaucoma panel
- Hermansky-Pudlak syndrome panel
- Leber congenital amaurosis panel
- Meckel syndrome panel
- Microphthalmia/anophthalmia/coloboma spectrum panel
- Oculomotor apraxia panel
- Ophthalmoplegia progressive external panel
- Optic atrophy panel
- Retinitis pigmentosa panel, autosomal dominant
- Retinitis pigmentosa panel, autosomal recessive
- Stargardt disease panel
- Stickler syndrome panel
- Usher syndrome panel
- Vitreoretinopathy and Wagner syndrome panel



OSTEOLOGY

CENTOGENE PANEL

Abnormal mineralization panel

Genes: 69

Our abnormal mineralization panel includes osteogenesis imperfecta, osteopetrosis, high and low bone density disorders, and differential diagnosis genes necessary to discriminate the real genetic cause. Actionable diseases, such as hypophosphatasia, are also included in our panel.

25 days TAT; $\geq 99.5\%$ $\geq 20x$ coverage
CNV analysis included

SUBPANELS INCLUDED

- Abnormal mineralization panel
- Osteogenesis imperfecta and low bone density disorders panel
- Osteopetrosis and high bone density disorders panel



CENTOGENE PANEL

Pulmonary panel

Genes: 92

Our pulmonary panel includes genes for the diagnosis of central hypoventilation, surfactant metabolism dysfunction, and pulmonary hypertension among other pulmonary diseases.

25 days TAT; $\geq 99.5\%$ $\geq 20x$ coverage
Repeat expansion analysis: *PHOX2B*
CNV analysis included

SUBPANELS INCLUDED

- Central hypoventilation syndrome panel
- Comprehensive pulmonary disease panel
- Pulmonary hypertension panel
- Surfactant metabolism dysfunction panel



REPRODUCTIVE GENETICS

CENTOGENE PANEL

CentoScreen®

Genes: 330

CentoScreen® is our comprehensive screening panel including autosomal and X-linked disorders. It provides the opportunity to make informed decisions and review the range of options available to guide pregnancy and family planning.

CentoScreen® Solo

Includes complete panel evaluation with CNV analysis of 34 genes

15 days TAT; ≥99,5 % ≥20x coverage

CentoScreen® Paired Pack

Includes complete panel evaluation with CNV analysis of 34 genes + risk gene analysis of the partner

15 days TAT; ≥99,5 % ≥20x coverage

CentoScreen® Duo

Includes complete panel evaluation with CNV analysis of 34 genes for each partner

15 days TAT; ≥99,5 % ≥20x coverage

SUBPANELS INCLUDED

- CentoScreen®



CENTOGENE PANEL

Infertility panel

Genes: 94

Our infertility panel is recommended for patients trying to conceive for one year or longer, with known fertility problems, who have experienced more than one miscarriage, with irregular or absent menstruation, with low sperm count, form, or movement, or with absence of development of secondary sexual features. Our panel includes the most important genes related to infertility in males and females. Knowing the exact cause of infertility allows for better diagnostic decisions and enables enhanced counseling for couples.

25 days TAT; $\geq 99.5\%$ $\geq 20x$ coverage
CNV analysis included
Repeat expansion analysis: *AR*, *FMR1*
MLPA: Aneuploidy, AZF region

SUBPANELS INCLUDED

- Female infertility panel
- Male infertility panel
- Global infertility panel

The CENTOGENE Advantage

MORE THAN STREAMLINED GENETIC TESTING. THE SUPPORT YOU NEED TODAY.

CentoCard®

Our quick, cost-effective, and hassle-free solution for shipment of clinical blood samples for genetic testing. CentoCard® provides a single sample for complete patient diagnostics: enzyme assay, biomarker analysis, and genetic testing.

Extended Phenotyping

Structuring your patient's symptoms into Human Phenotype Ontology (HPO) terms ensures the best quality of clinical information for data interpretation.

Data Safety and Research Use

With transparent and easy-to-understand consent forms, your patients can make educated decisions without worrying about data protection. By consenting to the research and storage option, you and your patients will advance research, the understanding of rare diseases, and the quality of future diagnoses and therapies.

Multiomics Testing

Continuous research identifies and validates biomarkers, increasing disease understanding and enabling therapy monitoring. This has already added diagnostic certainty to lysosomal storage disorders and other diseases.

CentoPortal®

Our user-friendly and fully-secure online service www.centoport.com is designed to assist in ordering tests, transferring patient data, administering patient's samples, and accessing your diagnostic reports 24/7.

Bio/Databank

Our rare disease-centric Bio/Databank with over half a million patients and more than 30 million unique variants enable world-class medical interpretation.

Clinical Studies and Pharma Partnerships

By participating in clinical studies, your patients benefit as they foster the development of new therapies and improved monitoring. Through pharmaceutical partnerships, we also leverage our expertise to speed up drug development in rare diseases.

World-Class Expertise

CENTOGENE's reputation is built on an international team of genetic and bioinformatics experts, the latest lab technology, continuously improved processes and protocols, and unique data analysis software.



... for a patients' better tomorrow.

Please visit our website for more information:

www.centogene.com

CONTACT DETAILS

CENTOGENE GmbH

Am Strande 7
18055 Rostock
Germany

CENTOGENE GmbH is a subsidiary of CENTOGENE N.V.

✉ customer.support@centogene.com

☎ +49 (0) 381 80 113 - 416

📠 +49 (0) 381 80 113 - 401

Rostock - CLIA #99D2049715



Cambridge - CLIA #22D2154474

